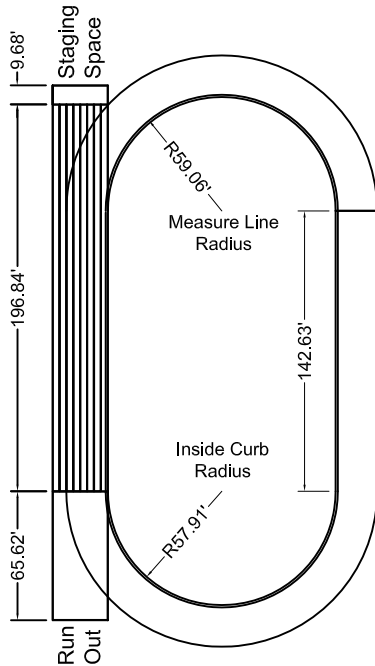




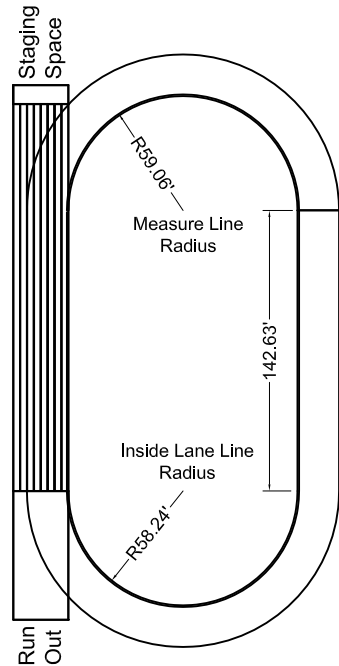
www.gillathletics.com
800-637-3090

EXAMPLE INDOOR TRACK BOUNDARIES

The following blocks are scaled representations of several varieties of track layouts that range from the NCAA standard with curbing and a maximum allowable turn radius to the minimum allowable turn radius with no curbing. Each oval represents a 6 lane track with 42" lanes.

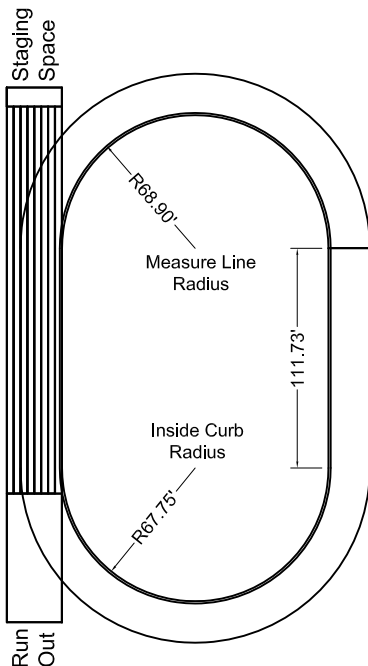


NCAA Minimum Radius Track
with Curbing and six 42" Lanes

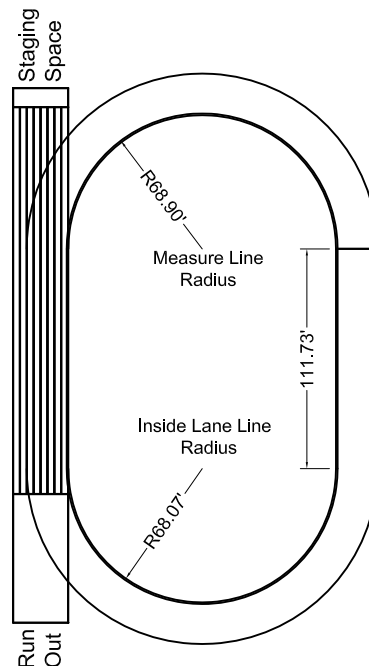


NCAA Minimum Radius Track
with No Curb and six 42" Lanes

NOTE: Inside curb and lane line dimensions refer to the infield side of the curb or 2" painted lane line.



NCAA Maximum Radius Track
with Curbing and six 42" Lanes



NCAA Maximum Radius Track
with No Curb and six 42" Lanes