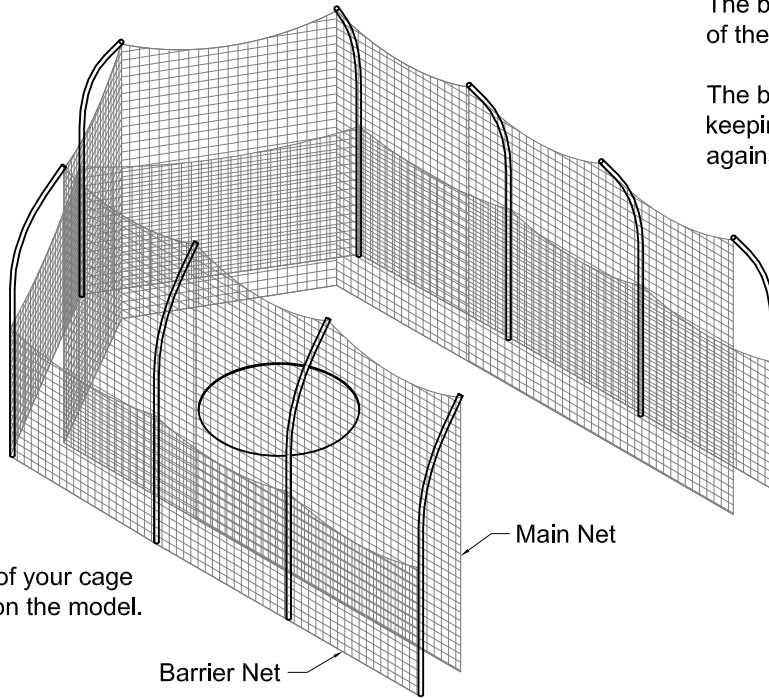




www.gillathletics.com
800-637-3090

DISCUS CAGE BARRIER NETS INSTALLATION



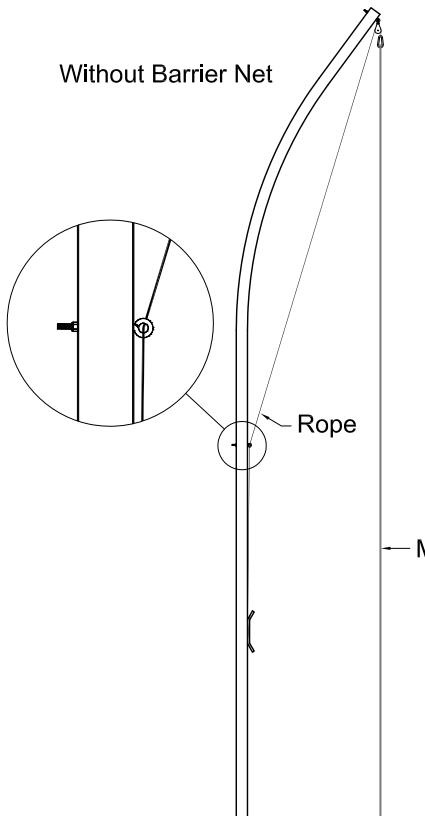
The barrier net wraps around the outside of the cage poles and is 8 feet tall.

The barrier net improves safety by keeping spectators from standing up against the outside of the main net.

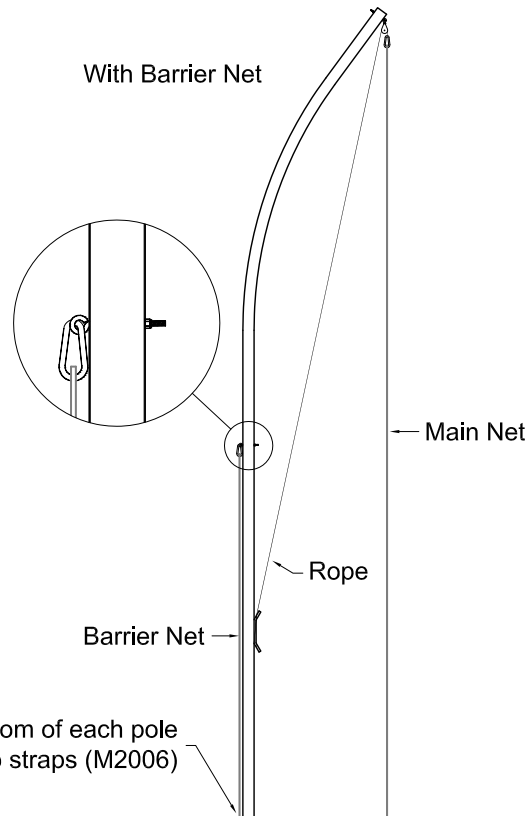
The size and layout of your cage will vary depending on the model.

Main Net

Barrier Net



To install the barrier net remove the rope guide eye-bolts and re-install them reverse. You may have to move the bolt to a lower hole. Hang the barrier net from the eye-bolts using the snap hook (M2224).



Secure the net to the bottom of each pole using the 15" velcro straps (M2006)

GILL ATH
05/30/08