






www.gillathletics.com  
800-637-3090

## 410 – COLLEGIATE STARTING BLOCK CUSTOMER INSTRUCTIONS

Designed for high level competition.  
Constructed of aircraft quality aluminum.  
Pedals feature four angle adjustments.  
Built in handle for easy transport. Includes  
1/2" needle spikes for synthetic tracks and  
anchor pins for cinder tracks or tracks with  
anchor pin sleeves.



Pedals adjust easily  
along the length of the  
rail.

Ruled decal makes  
repeatable pedal set-ups  
quick and easy.



45°



55°



65°



75°

Pedals feature four  
angle adjustments.



www.gillathletics.com  
800-637-3090

## 410 – COLLEGIATE STARTING BLOCK CUSTOMER INSTRUCTIONS

The 410 Collegiate Starting Block consists of the following:


- 1x Rail (P41010)
- 1x Front Stake Plate (P41004)
- 1x Rear Stake Plate (P41005)
- 1x Right Pedal (P41008)
- 1x Left Pedal (P41009)
- 3x Anchor Pins (P41002)
- 4x Stake Plate Screw (P41011)
- 12x Needle Spikes ½" (P41001)
- 1x Allen Wrench
- 1x Spike Wrench



Using the four screws and provided allen wrench, fasten the front and rear stake plates to the rail. The front stake plate should be at the end of the rail with the “10” marking. The rear stake plate should be at the end of the rail with the “55”



Turn the starting block over and install the track spikes with the provided spike wrench. The large hole between the spike locations is for an anchor pin for cinder tracks or tracks with anchor pin sleeves.



Turn the starting block back over and place the pedals on the rail so that they engage the “teeth” of the rail. The pedals should face the front of the rail, towards the “10” marking. Adjust the angle of the pedals as needed.



www.gillathletics.com  
800-637-3090

## 410 – COLLEGIATE STARTING BLOCK REPLACEMENT PARTS LIST



P41001  
Block Spikes (bag of 12)



P41002  
Anchor Pin with Cap (bag of 3)



P41003  
Pedal Pad (single pad)



P41004  
Front Stake Plate



P41005  
Rear Stake Plate



P41006  
Pedal Hinge Set Screw M6 X 25  
(single screw)



P41007  
Pedal Bracket



P41008  
Right Pedal (complete)



P41009  
Left Pedal (complete)



P41010  
Rail



P41011  
Stake Plate Screw, 1/4"-20 x 3/8"  
socket cap (single screw)



P41012  
Bracket Bushing (single)



P41213  
Adjustment Spring and Rod